

Q.bloxx A108

Voltage Measurement Module

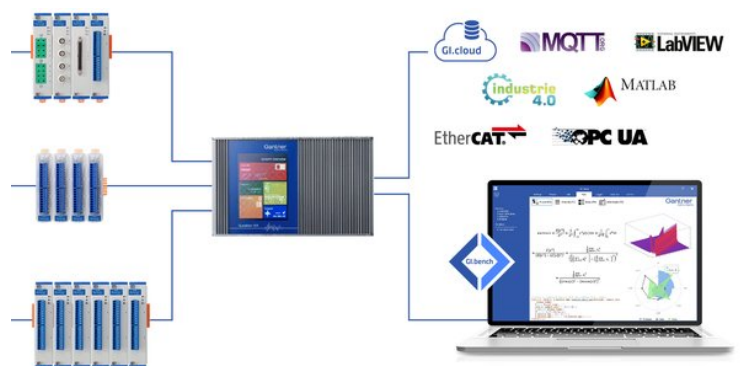
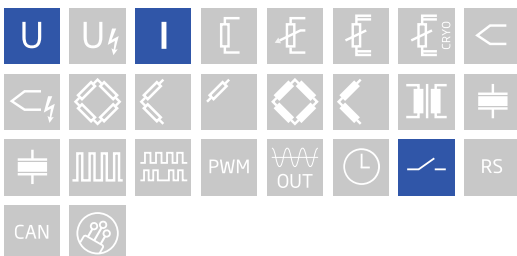
Q.bloxx is the ideal DAQ solution for widely distributed installations, electrical panels, and environmental enclosures. Q.bloxx measurement modules provide integrated signal conditioning and arithmetic functions, packaged in modular, DIN Rail mountable enclosures that easily snap together for quick system expansion. Flexibility in distribution allows for highly synchronized data that is less prone to noise due to shorter sensor cable runs to the actual point of measurement.

- RS 485 fieldbus interface up to 24 Mbps: LocalBus up to 115.2 kbps: Modbus-RTU, ASCII
- Electromagnetic Compatibility according to EN61000-4 and EN55011
- Connectable to any Controller, e.g. Q.station, Q.gate or Q.pac
- Power supply 10 ... 30 VDC
- DIN rail mounting (EN60715)

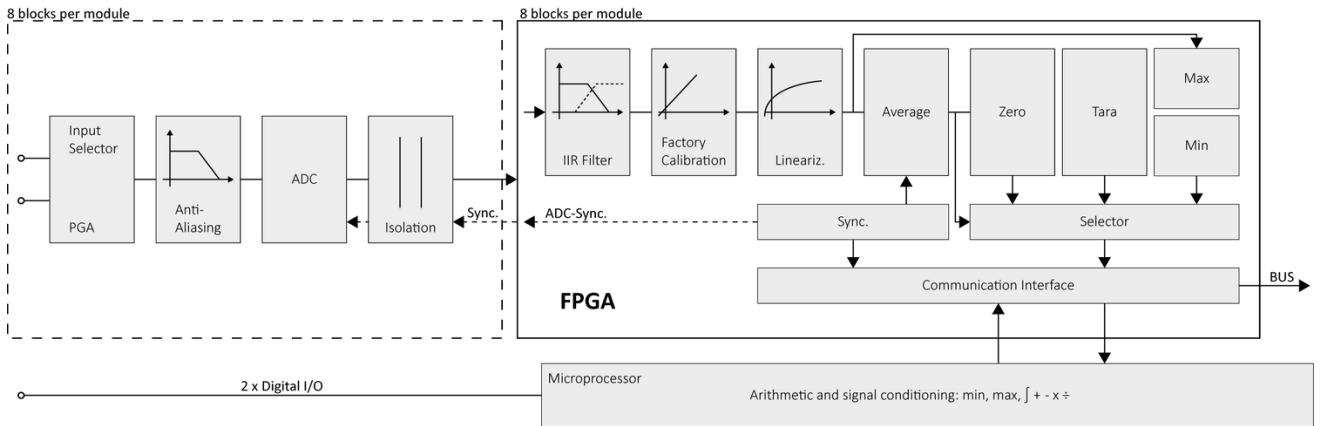


Key Features

- 8 Analog input channels
differential voltage, current (with shunt resistor)
- 2 Digital inputs and outputs
status, trigger, tare, alarm, command
- High-accuracy digitization
24-bit ADC, 10 kHz sample rate per channel
- Signal conditioning
linearization, filtering, average, scaling, min/max, RMS, arithmetic, alarm
- 3-Way galvanic isolation
500 VDC channel to channel, channel to power supply, and channel to bus

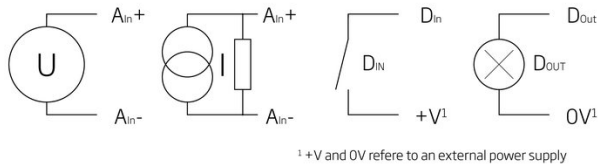
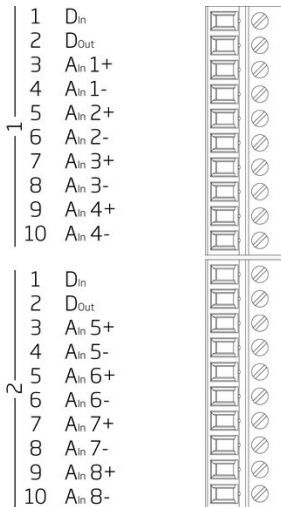


Block diagram



Technical Data

Terminal assignment 10pole screw



Analog Input

Channels	8
Accuracy	0.01 % typical
	0.025 % in controlled environment ¹
	0.05 % in industrial area ²
Linearity error	0.01 % typical full-scale
Repeatability	0.003 % typical (within 24 hrs)
Isolation voltage	500 VDC channel to channel, to power supply, and channel to bus ³

¹ according to EN 61326 2006: appendix B

² according to EN 61326 2006: appendix A

³ noise pulses up to 1000 VDC, continuous up to 250 VDC

Voltage Measurement

Input range	±10 VDC	
Margin of error	±2 mV	
Resolution	1.5 µV	
Long-term stability	< 50 µV / 24 hrs	< 200 µV / 8000 hrs
Temperature drift	< 200 µV / 10 K Offset drift	< 100 ppm / 10 K Gain drift
Signal-to-noise ratio	> 100 dB at 100 Hz	> 120 dB at 1 Hz
Input impedance	> 1 MΩ	
Overvoltage protection	± 200 V	

Measurement Mode Current (Only with Q.series Terminal SR [791989])

Input range	±25 mA
Margin of error	±22 µA
Resolution	15 nA
Long-term stability	< 500 nA / 24 hrs
Temperature drift	< 150 ppm / 10 K
Input impedance	100 Ω

Digital I/Os

Channels	4 (2 digital inputs and 2 digital outputs)
Mode(s) of operation	status, tare, reset
Input voltage	30 VDC max.
Logic voltage	< 2 VDC (Low) > 10 VDC (High)
Mode(s) of operation	status, alarm
Output voltage	10 to 30 VDC (external supply required)
Contact	open drain p-channel MOSFET
Load capacity	30 VDC / 100 mA (ohmic load)

Analog to Digital Conversion

Resolution	24-bit
Sample rate	10 kHz per channel
Modulation method	sigma-delta
Anti-aliasing filter	2 kHz, 3rd order
Digital filters	Infinite Impulse Response (IIR), low-pass, high-pass, band-pass, band-stop, Butterworth or Bessel (2nd, 4th, 6th or 8th order), frequency range 0.1 Hz to 1 kHz
Averaging	configurable or automatic according to the user-defined data rate

Q.bloxx A108

Voltage Measurement Module

Communication Interface

Protocols	proprietary Localbus (115200 bps to 24 Mbps, latency <100 ns) ASCII (19200 bps to 115200 bps) Modbus RTU Profibus-DP (19200 bps to 12 Mbps) (special Firmware required)
Data format	8E1
Electrical standard	ANSI/TIA/EIA-485-A, 2-wire

Input Power

Input voltage	10 to 30 VDC, overvoltage and overcurrent protection
Power consumption	2 W (approx.)
Input voltage influence	<0.001 % / V

Environmental Specifications

Electromagnetic compatibility (EMC)	according to IEC 61000-4 and EN 55011
Operating temperature	-20°C to +60°C
Storage temperature	-40°C to +85°C
Relative humidity	5 - 95 % at 50°C (non-condensing)

Remarks

Validity of all listed specifications are subject to a warm-up period of at least 45 minutes

Specifications subject to change without notice

Mechanical information

Material	Aluminum and ABS
Measurements (W x H x D)	27 x 120 x 105 mm
Weight	approx. 200 g

Ordering Information

Article number	791383
Accessories	Terminal SR, article number 791989

Gantner Instruments

Austria | Germany | France | Sweden | India | USA | China | Singapore
Montafonerstraße 4 · A-6780 Schruns · T +43 55 56 · 77 463-0

office@gantner-instruments.com
www.gantner-instruments.com